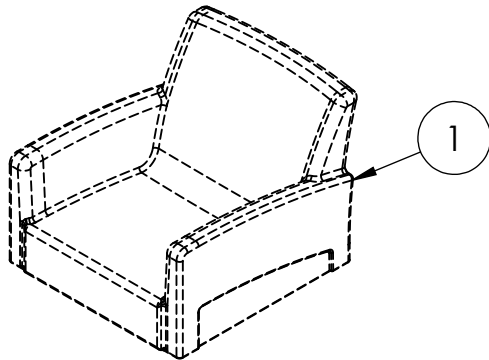


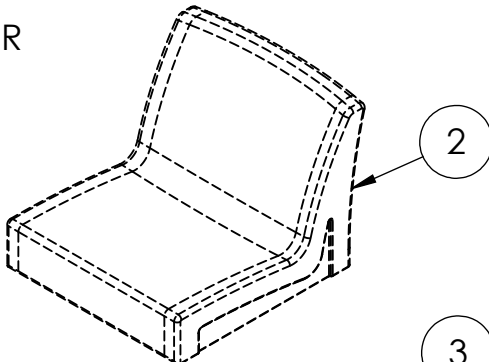
Assembly Notes: Norix is not responsible for any damage due to improper installation. If your shipment does not match the parts list, please contact Norix Customer Service at 800-234-4900. Norix reserves the right to modify design specifications at any time without an obligation to owners of previously sold products.

PARTS LIST

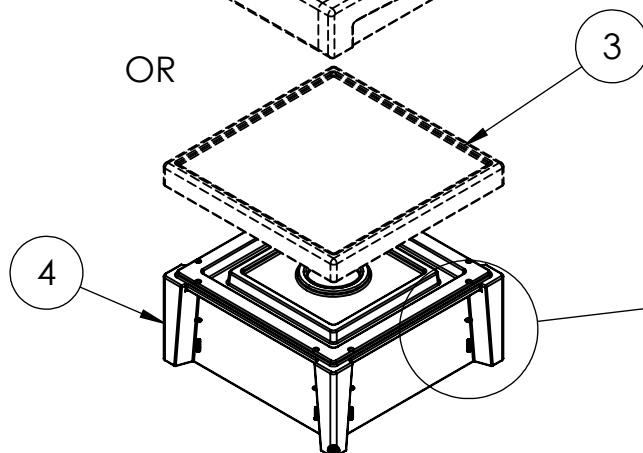
ITEM NO.	QTY	PART NUMBER	DESCRIPTION
1	1	FC620-XXX	Chair, Lounge, Upper, w Arms
2	1	FC630-XXX	Chair, Lounge, Upper, Armless
3	1	FC640-XXX	Forte, Occasional Table, Molded Top
4	1	FC660-XXX	Lounge Base
5	8	025-031	Washer, Flat, 11/32 ID x 5/8 OD x 0.083 THK Black
6	8	021-066	Screw, Machine 1-4-20 X 1-1-2"L, BH, Pin in Torx® T27, Black Oxide
7	1	071-001	Pin in Torx Bit, T-27



OR



OR



1. Align holes from Chair or Table Top to Molded Base.
2. Secure it with (8) 11/32" Flat Washers and (8) 1/4-20" Screws.

